








TEORÍA MUSICAL

# Digitaciones de el fliscorno en Si♭: complétalas

Escribe qué pistones hay que pulsar en cada nota: primero dibujándolos (● pulsado, ○ suelto) y luego con su número. La columna «Suena» te la damos como pista, porque es la que más cuesta.

Nombre: Curso: Fecha:

| Nota | Pentagrama clave de sol | Pistones 1 2 3 | Cuáles | Suena |
|---|---|---|---|---|
| **Fa♯3** Sol♭3 |  | | | Mi3 |
| **Sol3** |  | | | Fa3 |
| **Sol♯3** La♭3 |  | | | Fa♯3 Sol♭3 |
| **La3** |  | | | Sol3 |
| **La♯3** Si♭3 |  | | | Sol♯3 La♭3 |
| **Si3** |  | | | La3 |
| **Do4** |  | | | La♯3 Si♭3 |
| **Do♯4** Re♭4 |  | | | Si3 |
| **Re4** |  | | | Do4 |
| **Re♯4** Mi♭4 |  | | | Do♯4 Re♭4 |
| **Mi4** |  | | | Re4 |
| **Fa4** |  | | | Re♯4 Mi♭4 |
| **Fa♯4** Sol♭4 |  | | | Mi4 |
| **Sol4** |  | | | Fa4 |
| **Sol♯4** La♭4 |  | | | Fa♯4 Sol♭4 |
| **La4** |  | | | Sol4 |

| Nota | Pentagrama clave de sol | Pistones 1 2 3 | Cuáles | Suena |
|---|---|---|---|---|
| **La♯4** Si♭4 |  | | | Sol♯4 La♭4 |
| **Si4** |  | | | La4 |
| **Do5** |  | | | La♯4 Si♭4 |
| **Do♯5** Re♭5 |  | | | Si4 |
| **Re5** |  | | | Do5 |
| **Re♯5** Mi♭5 |  | | | Do♯5 Re♭5 |
| **Mi5** |  | | | Re5 |
| **Fa5** |  | | | Re♯5 Mi♭5 |
| **Fa♯5** Sol♭5 |  | | | Mi5 |
| **Sol5** |  | | | Fa5 |
| **Sol♯5** La♭5 |  | | | Fa♯5 Sol♭5 |
| **La5** |  | | | Sol5 |
| **La♯5** Si♭5 |  | | | Sol♯5 La♭5 |
| **Si5** |  | | | La5 |
| **Do6** |  | | | La♯5 Si♭5 |

**«Al aire»** es sin pulsar ningún pistón: la nota sale solo con los labios, ajustando el armónico. Son las filas resaltadas en la hoja de referencia.

**Es un instrumento transpositor:** lo que lees y lo que suena no son la misma nota. Un **Do escrito** suena un **Si♭**, un tono por debajo. En una banda esto importa: tu Do no es el Do del saxofón ni el de la tuba.

**Fa♯ y Sol♭ son la misma nota**, solo cambia cómo se escribe según la tonalidad. Por eso las alteradas llevan los dos nombres. Los subíndices son la octava.