










TEORÍA MUSICAL

Digitaciones de la trompeta en Si♭: complétalas

Escribe qué pistones hay que pulsar en cada nota: primero dibujándolos (● pulsado, ○ suelto) y luego con su número. La columna «Suena» te la damos como pista, porque es la que más cuesta.

Nombre: Curso: Fecha:

Nota	Pentagrama clave de sol	Pistones 1 2 3	Cuáles	Suena
Fa♯3 Sol♭3				Mi3
Sol3				Fa3
Sol♯3 La♭3				Fa♯3 Sol♭3
La3				Sol3
La♯3 Si♭3				Sol♯3 La♭3
Si3				La3
Do4				La♯3 Si♭3
Do♯4 Re♭4				Si3
Re4				Do4
Re♯4 Mi♭4				Do♯4 Re♭4
Mi4				Re4
Fa4				Re♯4 Mi♭4
Fa♯4 Sol♭4				Mi4
Sol4				Fa4
Sol♯4 La♭4				Fa♯4 Sol♭4
La4				Sol4

Nota	Pentagrama clave de sol	Pistones 1 2 3	Cuáles	Suena
La♯4 Si♭4				Sol♯4 La♭4
Si4				La4
Do5				La♯4 Si♭4
Do♯5 Re♭5				Si4
Re5				Do5
Re♯5 Mi♭5				Do♯5 Re♭5
Mi5				Re5
Fa5				Re♯5 Mi♭5
Fa♯5 Sol♭5				Mi5
Sol5				Fa5
Sol♯5 La♭5				Fa♯5 Sol♭5
La5				Sol5
La♯5 Si♭5				Sol♯5 La♭5
Si5				La5
Do6				La♯5 Si♭5

«Al aire» es sin pulsar ningún pistón: la nota sale solo con los labios, ajustando el armónico. Son las filas resaltadas en la hoja de referencia.

Es un instrumento transpositor: lo que lees y lo que suena no son la misma nota. Un **Do escrito** suena un **Si♭**, un tono por debajo. En una banda esto importa: tu Do no es el Do del saxofón ni el de la tuba.

Fa♯ y Sol♭ son la misma nota, solo cambia cómo se escribe según la tonalidad. Por eso las alteradas llevan los dos nombres. Los subíndices son la octava.