







MUSIC THEORY

Fingerings for the B♭ flugelhorn: fill them in

Write which valves must be pressed for each note: first by drawing them (● pressed, ○ released) and then with their number. The "Sounds" column is given as a hint, because it is the hardest one.

Name: Class: Date:

Note	Staff treble clef	Valves 1 2 3	Which	Sounds
F♯3 / G♭3				E3
G3				F3
G♯3 / A♭3				F♯3 / G♭3
A3				G3
A♯3 / B♭3				G♯3 / A♭3
B3				A3
C4				A♯3 / B♭3
C♯4 / D♭4				B3
D4				C4
D♯4 / E♭4				C♯4 / D♭4
E4				D4
F4				D♯4 / E♭4
F♯4 / G♭4				E4
G4				F4
G♯4 / A♭4				F♯4 / G♭4
A4				G4

Note	Staff treble clef	Valves 1 2 3	Which	Sounds
A♯4 / B♭4				G♯4 / A♭4
B4				A4
C5				A♯4 / B♭4
C♯5 / D♭5				B4
D5				C5
D♯5 / E♭5				C♯5 / D♭5
E5				D5
F5				D♯5 / E♭5
F♯5 / G♭5				E5
G5				F5
G♯5 / A♭5				F♯5 / G♭5
A5				G5
A♯5 / B♭5				G♯5 / A♭5
B5				A5
C6				A♯5 / B♭5

"Open" means no valve pressed: the note comes from the lips alone, by adjusting the harmonic. These are the highlighted rows on the reference sheet.

It is a transposing instrument: what you read and what sounds are not the same note. A **written C** sounds a **B♭**, a whole step lower. In a band this matters: your C is not the saxophone's C or the tuba's.

F♯ and G♭ are the same note, only the way it is written changes with the key. That is why the altered notes carry both names. The subscripts are the octave.